


JT_01OW_ASM User Manual


Thank you for purchasing the Joule Thief 01OW Assembly from Mad Scientist Hut.

Your package contains one complete assembled and tested Joule Thief 01OW board.




The Joule Thief 01OW assembly does not come wired for a power source. The power source selection is up to the end user. There are many sources that can be used to power the JT (please refer to the forums and blog on www.madscientisthut.com for ideas).

Connect the power source, observe polarity(0.6VDC to 1.5VDC recommended). The Joule Thief will run below 0.6V but the LED will become dimmer.



Running from one AA battery.



Running from a Copper Zinc Vinegar battery.

If you wish you can remove the LED from the board and use the OUT+ and OUT- to connect the output for other applications. White LEDs can be connected in series (Maximum of 2 for best performance, although you can do more) to provide more light output, or you can rectify the output and charge a rechargeable battery.



Running two white LEDs in series.